

DEL MEDICAL

UArm *Series*

Analog or Digital U-Arm System

A world class direct digital imaging system with positioning flexibility and ease of use for all procedures.



DEL MEDICAL

Eighty Years of Excellence

DEL MEDICAL

UArm *Series*

POSITIONING FLEXIBILITY for all procedures

Del Medical UArm Systems are designed for use in hospital emergency rooms, orthopaedic and all general radiographic applications. The UArm maintains constant alignment between the x-ray tube and image receptor, regardless of tilt position or image receptor angle. The extraordinary flexibility of this system makes it ideal for all radiographic procedures including sitting, erect and recumbent positions.



All system movements
are motorized



Image receptor rotates +/-45°



Take the Next Step with
DelWorks DR


User Friendly Features



Standard touch buttons located on the X-Ray tube cover.




Detector-side control panel for operator convenience.




The intelligent, anti-collision system consists of two laser beams, a pressure sensor and a bumper detector, making patient positioning quick, easy and safe.

UArmPlus

The **U-ArmPlus** features an Automatic Pre-Programmed Positioning Guide with pre-programmed areas of study (anatomical region and view). The Positioning Guide is accessible via an LCD touchscreen mounted on the x-ray tube cover. Once the area of study is chosen by the technician, the system will be ready to move to proper position, adjust the collimator shutter accordingly and have the specific x-ray parameters.



During all movements the system will require the technician to confirm movement to pre-programmed position by pressing the button continuously.



The Plus model also has a conveniently located LCD display on the U-arm showing arm and detector rotation.

UArm

Our standard UArm is an economical system with the same great positioning flexibility and motorized movements as our Plus model. The absence of the touch screen controls, positioning guide and LCD display on the u-arm makes this system an affordable option for the budget conscious practice. Operator controls are conveniently located on the tube cover or detector side.



The U design accommodates cross table for easy patient positioning.



Variable SID of 40"-72" (100 to 180 cm)

Options



Touch screen panel outside room at the work station.



Infrared remote control. (Plus model only)



Carbon fiber table top.



Stratified laminated fiber table top.

DELWORKS MEDICAL DR

Take the Next Step to Digital

Combine the **DelWorks Medical DR Digital Package** with your UArm system and achieve the power of today's flat panel detector technology. Fast, high resolution image acquisition combined with user-friendly image processing software will ensure increased efficiency to your workflow. Your DelWorks Medical DR Package includes:

- Varian Amorphous Silicon Flat Panel Detector
- DelWorks Acquisition & Processing Software
- Exposure Synchronizing Device
- Dell Optiplex 780; Intel Core 2 Duo 3.0 Ghz, 4GB RAM, 250GB HD
- Barco 19" touchscreen flat panel, 1280 x 1024 color display, keyboard and mouse
- Standard DICOM connectivity functions: Print, Store, Worklist
- Barcode reader
- Complete generator integration on select generator models

VARIAN dr detector

The Varian 17" x 17" is a 9mp fixed flat panel detector that provides an image preview in under 1 second. Available with GadOx or Cesium Iodide scintillator.

DELWORKS acquisition & processing software

Del Medical's DelWorks Acquisition & Processing Software is a fully integrated, Windows-based user interface for every step of the examination procedure, including:

- Network connectivity for patient selection
- Exam configuration
- Anatomical programming
- Setting of exposure parameters
- QA and post processing of acquired images
- DICOM Store, DICOM Print and DICOM Modality Worklist
- Image Stitching (medical applications only)
- Advanced Image Processing and algorithms

Not ready to take the next step to digital? Your investment is protected with the ability to upgrade to digital in the future as your needs change.



The DelWorks DR package.



The UArm DR system utilizes a Varian 17" x 17" digital detector.



Superior image quality achieved with advanced image processing and algorithms.

Specifications

U-Arm

- Dual speed motorized movement for: SID adjustment, Arm elevating movement and rotation of the arm
- Vertical travel: 47.8" (1.215mm)
- Rotation angle 150° (90° +/- 30°)

Power Requirements

- Line voltage: 230; 240VAC (single phase)
- PPG: Power consumption: 2,5 kVa
- STD: Power consumption: 1,5 kVa

Detector Cabinet

- Integrated control panel
- Reciprocating bucky, 103 lines/12:1 ratio, f=59" (150cm) or Grid cabinet with non-oscillating interchangeable grids
 - a) 180 lines/12:1/f= 39.4" (100cm)
 - b) 180 lines/12:1/f= 70.9" (180cm)

Collimator

- Manual high luminosity power LED for light field projection

X-ray Tube

- 300kHU, 150 kVp, 0.6x1.2mm

Weights & Dimensions

- U-arm: 714.3 lbs. (324 kg)
- Mobile Table: 101.4 lbs. (46 kg) (LxWxH) 78.7"x25.6"x27.6" (2,000 mm x 650 mm x 700 mm)

Generator

- Choose 50kW or 80kW output available in three versions: line powered, battery powered or capacitor assisted

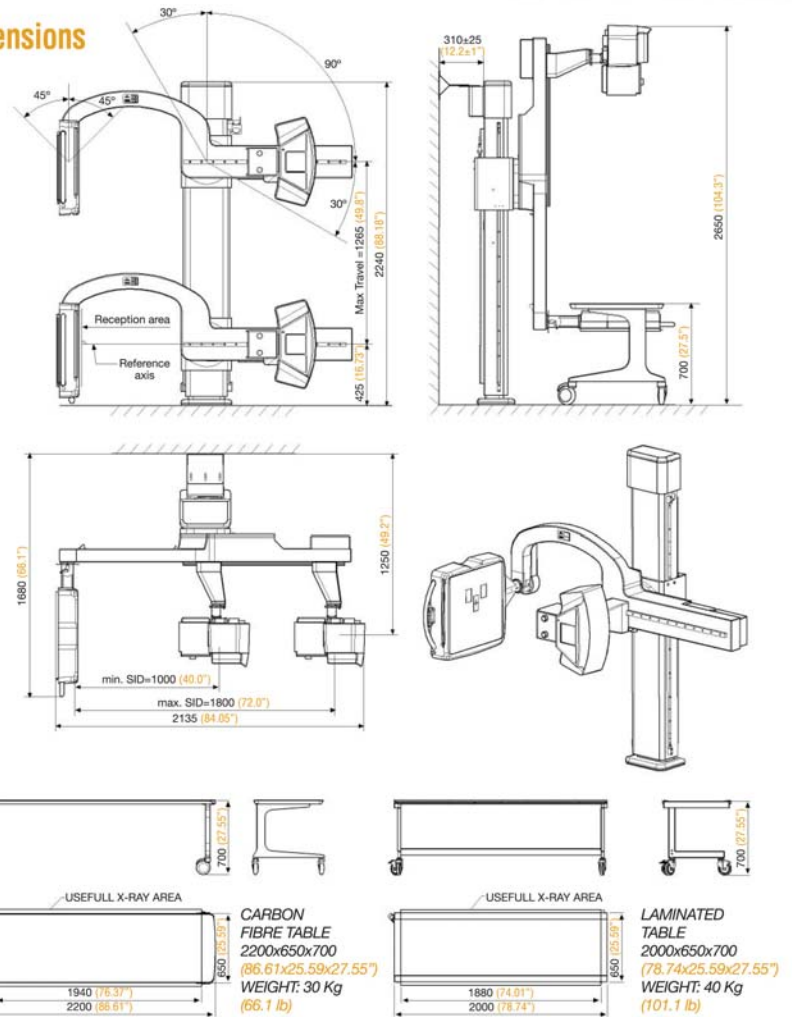
Systems Options:

- 400kHU, 0.6-1.2mm, X-ray tube
- Automatic collimator
- Mobile table with stratified laminated Table top and 441 lb. (200 kg) patient capacity or carbon fiber table top

Available Models

- U-Arm - Equipped with standard operator console
- U-ArmPlus - Equipped with LCD touchscreen console

Dimensions



Del Medical is an ISO 13485 & ISO9001 Certified Facility. Specifications are subject to change without notice.